















 OSRAM: HALOSPOT 111 PHILIPS: ALULINE 111			 PAR 30			 OSRAM: HCI-PAR 30 PHILIPS: CDM-R 30			T800 (RECESSED DOWNLIGHTS)	
		 OSRAM: HCI-T PHILIPS: CDM-T			 OSRAM: HCI-R 111 PHILIPS: CDM-R 111			  				
<ul style="list-style-type: none"> • Steel body. • Reflector optic made of pure aluminium with faceted structure- Spot: glossy or Flood: matt, for luminaires using HIT-CE. • Transparent protection glass for luminaires using HIT-CE. 											PRICE LIST	
CODE	DESCRIPTION			Hole	L x W	H	COLOUR			Without Control Gear		
86200	T800	1x max. 100W	QR111 / G53	168x168	200x200	125	White, Titan, Black			+ Transformer 12V Selection		
86201	T801	1x max. 100W	PAR30 / E27	168x168	200x200	160	White, Titan, Black					
86202	T802	1x max. 70W	HI-PAR30 / E27	168x168	200x200	190	White, Titan, Black			+ Control Gear Selection HIT		
86203	T803 FL	1x max. 150W	HIT-CE / G12	192x192	220x220	190	White, Titan, Black			+ Control Gear Selection HIT		
86204	T804 SP	1x max. 150W	HIT-CE / G12	192x192	220x220	190	White, Titan, Black			+ Control Gear Selection HIT		
86205	T805	1x max. 70W	HI-PAR111 / GX8.5	168x168	200x200	160	White, Titan, Black			+ Control Gear Selection HIT		
86200	T800	1x max. 100W	QR111 / G53	168x168	200x200	125	Chrome, matt Alum., Gold			+ Transformer 12V Selection		
86201	T801	1x max. 100W	PAR30 / E27	168x168	200x200	160	Chrome, matt Alum., Gold					
86202	T802	1x max. 70W	HI-PAR30 / E27	168x168	200x200	190	Chrome, matt Alum., Gold			+ Control Gear Selection HIT		
86203	T803 FL	1x max. 150W	HIT-CE / G12	192x192	220x220	190	Chrome, matt Alum., Gold			+ Control Gear Selection HIT		
86204	T804 SP	1x max. 150W	HIT-CE / G12	192x192	220x220	190	Chrome, matt Alum., Gold			+ Control Gear Selection HIT		
86205	T805	1x max. 70W	HI-PAR111 / GX8.5	168x168	200x200	160	Chrome, matt Alum., Gold			+ Control Gear Selection HIT		

		 OSRAM: HALOSPOT 111 PHILIPS: ALULINE 111			 PAR 30			 OSRAM: HCI-PAR 30 PHILIPS: CDM-R 30			T810 (RECESSED DOWNLIGHTS)	
		 OSRAM: HCI-T PHILIPS: CDM-T			 OSRAM: HCI-R 111 PHILIPS: CDM-R 111			  				
<ul style="list-style-type: none"> • Steel body. • Reflector optic made of pure aluminium with faceted structure- Spot: glossy or Flood: matt, for luminaires using HIT-CE. • Transparent protection glass for luminaires using HIT-CE. 											PRICE LIST	
CODE	DESCRIPTION			Hole	L x W	H	COLOUR			Without Control Gear		
86211	T810	2x max. 100W	QR111 / G53	352x168	200x380	125	White, Titan, Black			+ Transformer 12V Selection		
86212	T811	2x max. 100W	PAR30 / E27	352x168	200x380	160	White, Titan, Black					
86213	T812	2x max. 70W	HI-PAR30 / E27	352x168	200x380	190	White, Titan, Black			+ Control Gear Selection HIT		
86214	T813 FL	2x max. 150W	HIT-CE / G12	387x192	220x415	190	White, Titan, Black			+ Control Gear Selection HIT		
86215	T814 SP	2x max. 150W	HIT-CE / G12	387x192	220x415	190	White, Titan, Black			+ Control Gear Selection HIT		
86216	T815	2x max. 70W	HI-PAR111 / GX8.5	352x168	200x380	160	White, Titan, Black			+ Control Gear Selection HIT		
86211	T810	2x max. 100W	QR111 / G53	352x168	200x380	125	Chrome, matt Alum., Gold			+ Transformer 12V Selection		
86212	T811	2x max. 100W	PAR30 / E27	352x168	200x380	160	Chrome, matt Alum., Gold					
86213	T812	2x max. 70W	HI-PAR30 / E27	352x168	200x380	190	Chrome, matt Alum., Gold			+ Control Gear Selection HIT		
86214	T813 FL	2x max. 150W	HIT-CE / G12	387x192	220x415	190	Chrome, matt Alum., Gold			+ Control Gear Selection HIT		
86215	T814 SP	2x max. 150W	HIT-CE / G12	387x192	220x415	190	Chrome, matt Alum., Gold			+ Control Gear Selection HIT		
86216	T815	2x max. 70W	HI-PAR111 / GX8.5	352x168	200x380	160	Chrome, matt Alum., Gold			+ Control Gear Selection HIT		

Colour Codes:

- 1 White
 2 Titan
 3 Black
 4 Chrome
 5 matt Alum.
 6 Gold
 7 matt Gold
 8 Bronze
 9 Anodized



- OSRAM: HALOSPOT 111
PHILIPS: ALULINE 111
- PAR 30
- OSRAM: HCI-PAR 30
PHILIPS: CDM-R 30
- OSRAM: HCI-T
PHILIPS: CDM-T
- OSRAM: HCI-R 111
PHILIPS: CDM-R 111

- Steel body.
- Reflector optic made of pure aluminium with faceted structure-
Spot: glossy or Flood: matt, for luminaires using HIT-CE.
- Transparent protection glass for luminaires using HIT-CE.

T820
(RECESSED DOWNLIGHTS)



PRICE LIST

CODE	DESCRIPTION	Hole	L x W	H	COLOUR	Without Control Gear	
86227	T820 3x max. 100W QR111 / G53	518x168	540x200	125	White, Titan, Black		+ Transformer 12V Selection
86228	T821 3x max. 100W PAR30 / E27	518x168	540x200	160	White, Titan, Black		
86229	T822 3x max. 70W HI-PAR30 / E27	518x168	540x200	190	White, Titan, Black		+ Control Gear Selection HIT
86230	T823 FL 3x max. 150W HIT-CE / G12	522x192	550x220	190	White, Titan, Black		+ Control Gear Selection HIT
86231	T824 SP 3x max. 150W HIT-CE / G12	522x192	550x220	190	White, Titan, Black		+ Control Gear Selection HIT
86232	T825 3x max. 70W HI-PAR111 / GX8.5	518x168	540x200	160	White, Titan, Black		+ Control Gear Selection HIT
86227	T820 3x max. 100W QR111 / G53	518x168	540x200	125	Chrome, matt Alum., Gold		+ Transformer 12V Selection
86228	T821 3x max. 100W PAR30 / E27	518x168	540x200	160	Chrome, matt Alum., Gold		
86229	T822 3x max. 70W HI-PAR30 / E27	518x168	540x200	190	Chrome, matt Alum., Gold		+ Control Gear Selection HIT
86230	T823 FL 3x max. 150W HIT-CE / G12	522x192	550x220	190	Chrome, matt Alum., Gold		+ Control Gear Selection HIT
86231	T824 SP 3x max. 150W HIT-CE / G12	522x192	550x220	190	Chrome, matt Alum., Gold		+ Control Gear Selection HIT
86232	T825 3x max. 70W HI-PAR111 / GX8.5	518x168	540x200	160	Chrome, matt Alum., Gold		+ Control Gear Selection HIT



- OSRAM: HALOSPOT 111
PHILIPS: ALULINE 111
- PAR 30
- OSRAM: HCI-PAR 30
PHILIPS: CDM-R 30
- OSRAM: HCI-T
PHILIPS: CDM-T
- OSRAM: HCI-R 111
PHILIPS: CDM-R 111

- Steel body.
- Reflector optic made of pure aluminium with faceted structure-
Spot: glossy or Flood: matt, for luminaires using HIT-CE.
- Transparent protection glass for luminaires using HIT-CE.

T830
(RECESSED DOWNLIGHTS)



PRICE LIST

CODE	DESCRIPTION	Hole	L x W	H	COLOUR	Without Control Gear	
86243	T830 4x max. 100W QR111 / G53	351x351	385x385	125	White, Titan, Black		+ Transformer 12V Selection
86244	T831 4x max. 100W PAR30 / E27	351x351	385x385	160	White, Titan, Black		
86245	T832 4x max. 70W HI-PAR30 / E27	351x351	385x385	190	White, Titan, Black		+ Control Gear Selection HIT
86246	T833 FL 4x max. 150W HIT-CE / G12	386x386	420x420	190	White, Titan, Black		+ Control Gear Selection HIT
86247	T834 SP 4x max. 150W HIT-CE / G12	386x386	420x420	190	White, Titan, Black		+ Control Gear Selection HIT
86248	T835 4x max. 70W HI-PAR111 / GX8.5	351x351	385x385	160	White, Titan, Black		+ Control Gear Selection HIT
86243	T830 4x max. 100W QR111 / G53	351x351	385x385	125	Chrome, matt Alum., Gold		+ Transformer 12V Selection
86244	T831 4x max. 100W PAR30 / E27	351x351	385x385	160	Chrome, matt Alum., Gold		
86245	T832 4x max. 70W HI-PAR30 / E27	351x351	385x385	190	Chrome, matt Alum., Gold		+ Control Gear Selection HIT
86246	T833 FL 4x max. 150W HIT-CE / G12	386x386	420x420	190	Chrome, matt Alum., Gold		+ Control Gear Selection HIT
86247	T834 SP 4x max. 150W HIT-CE / G12	386x386	420x420	190	Chrome, matt Alum., Gold		+ Control Gear Selection HIT
86248	T835 4x max. 70W HI-PAR111 / GX8.5	351x351	385x385	160	Chrome, matt Alum., Gold		+ Control Gear Selection HIT

Colour Codes:

- 1 White 2 Titan 3 Black 4 Chrome 5 matt Alum. 6 Gold 7 matt Gold 8 Bronze 9 Anodized