


**BEAM 20**

---



---

Surface wall mounted luminaire with halogen or fluorescent lamps, ideal for a wide range of indoor applications. Available with one or two-way light distribution and with different beam angles.

**Technical Features**

---

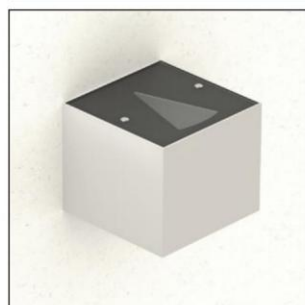
- Aluminium body, painted electrostatically in selected colour.
- Aluminium lampholder - mounting base.
- Tempered protection glass.
- Beam-angle configuration diaphragm made of aluminium.
- Easy - no tools - body mounting.

**Upon request**

Special beam editions.

BEAM 20

BEAM 20 - ONE WAY G9

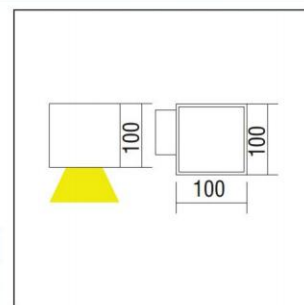


CE	F	850°C	IP 40

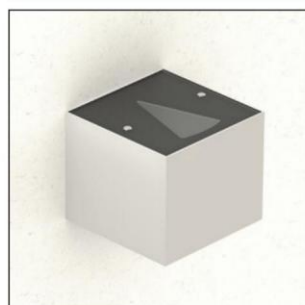
OSRAM: HALOGEN  
PHILIPS: CUCKLINE  
WEGAMAN: CFL / G9

- For QT 14/G9 lamp.  
- Aluminium body.

Code	Description	Kg
85793	BEAM 20 - ONE WAY G9 40°	0,520
85794	BEAM 20 - ONE WAY G9 100°	0,520



BEAM 20 - TWO WAY G9

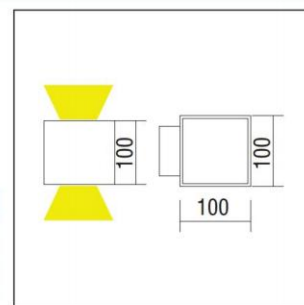


CE	F	850°C	IP 40

OSRAM: HALOGEN  
PHILIPS: CUCKLINE  
WEGAMAN: CFL / G9

- For QT 14/G9 lamp.  
- Aluminium body.


Code	Description	Kg
85790	BEAM 20 - TWO WAY G9 40° / 100°	0,520
85791	BEAM 20 - TWO WAY G9 100° / 100°	0,520
85792	BEAM 20 - TWO WAY G9 40° / 40°	0,520



Colour Codes:

0 Colours 1 White 2 Titan 3 Black 4 Chrome

Versions



BEAM 20 - ONE WAY  
40°

BEAM 20 - ONE WAY  
100°

BEAM 20 - TWO WAY  
40° / 100°

BEAM 20 - TWO WAY  
100° / 100°

BEAM 20 - TWO WAY  
40° / 40°