


ROMA



Technical Features

- Luminaires for high pressure mercury vapour lamp, high pressure sodium lamp or metal halide lamp.
- Body and fixing device made of die-cast aluminium, painted electrostatically in silver colour. Application of a protection coating aimed at ensuring excellent resistance to corrosion.
- Reflector made of anodized high purity aluminium (99,8%).
- Cover of the electrical gear box made of black non-ageing plastic material.
- Porcelain lampholder E27 or E40, connecting wires with silicon gasket and locking clips.
- Clear polycarbonate bowl, UV resistant, with locking clips.
- Silicon rubber gasket.
- Installation directly on $\varnothing 60\text{mm}$ pole, with luminaire tilt 0° or 20° .
- Installation on bracket $\varnothing 60\text{mm}$ (the luminaire takes the tilt of the bracket).
- The luminaire are in accordance with regulations EN 60598-1.
- Connection for operation on 230V-50Hz with conventional control gear and power factor correction capacitor.
- Wind exposed surface = $0,098\text{ m}^2$.

STREET LIGHTING

ROMA

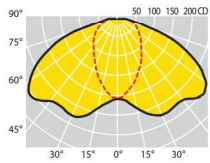
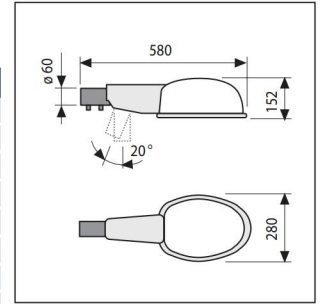
ROMA



CE	F	IP 44 optical assembly with bowl	IP 43 electrical accessories
HME OSRAM: HGL PHILIPS: HPL	HST OSRAM: NAV-T PHILIPS: SON-T	HIT-CE OSRAM: HCS-TT PHILIPS: COM-TT	HSE OSRAM: NAV-E PHILIPS: SON
HIT OSRAM: HPI-T PHILIPS: HPI-T PLUS			

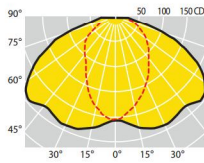
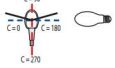
- Output ratio type cut-off. Optic group with thermal toughened flat glass. Wind exposed surface: 0,0870m².

Code	Description
For high pressure mercury vapour lamp	
721012	1x 80W HME / E27
721022	1x125W HME / E27
721032	1x250W HME / E40
For high pressure sodium lamp	
721072	1x 70W HST or HSE / E27
721082	1x100W HST or HSE / E40
721092	1x150W HST or HSE / E40
721102	1x250W HST or HSE / E40
For metal halide lamp	
721092	1x150W HIT-CE / E40
721042	1x250P HIT / E40 250W: OSRAM HQI-T/NSI, PHILIPS HPI-T PLUS, SYLVANIA HSI-THX



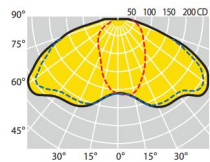
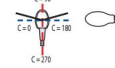
125W HME / E27

C max=0°



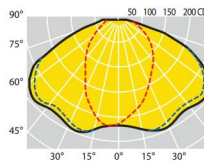
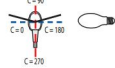
250W HME / E40

C max=0°



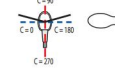
70W HSE / E27

C max=5°



150W HSE / E40

C max=10°



ROMA - ACCESSORY

ARM



- Galvanized arm for wall or column mounting support
Ø60mm.

Code	Description
702301	ARM Ø60mm